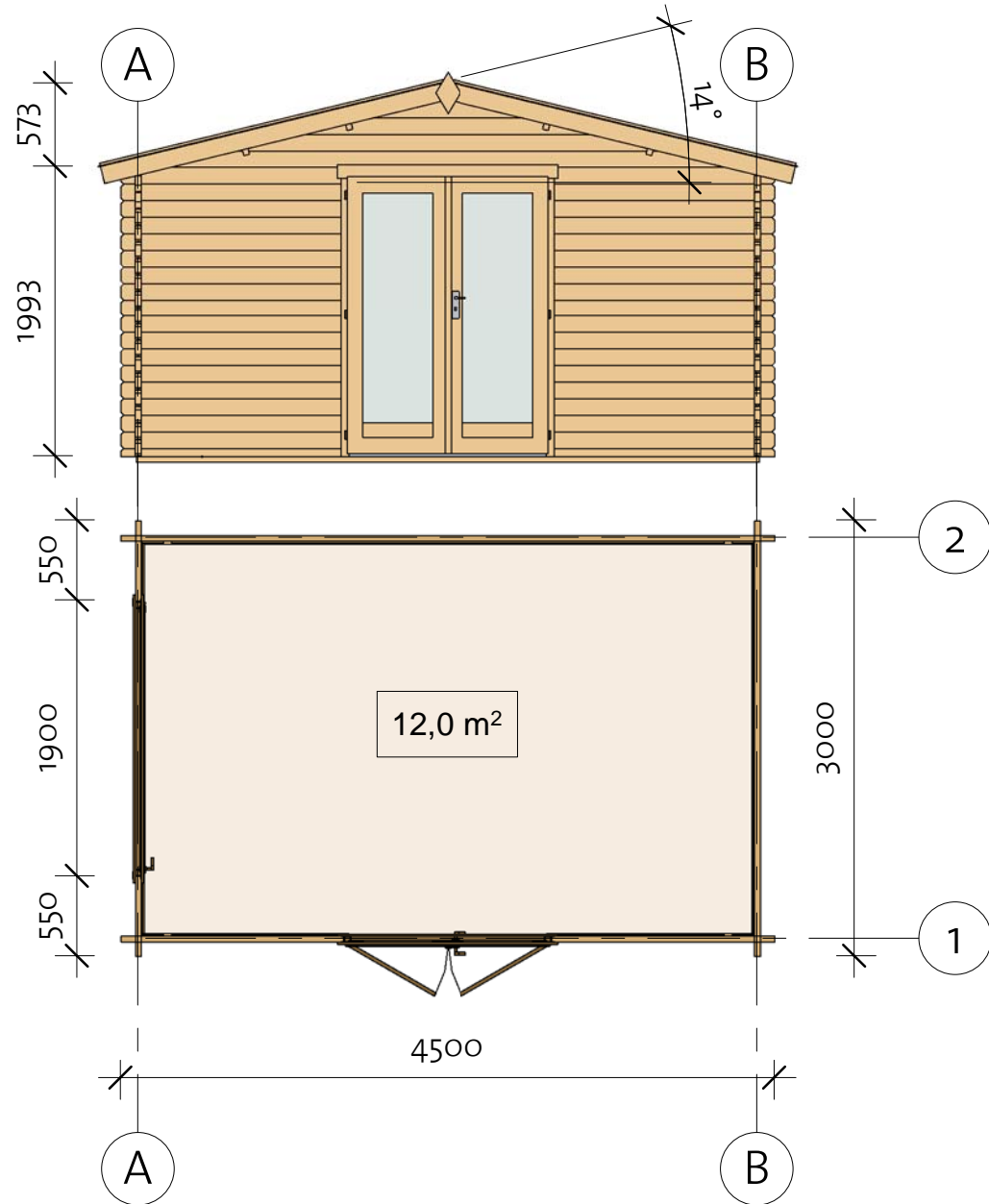



Placas III 40 ver2 (430x280)

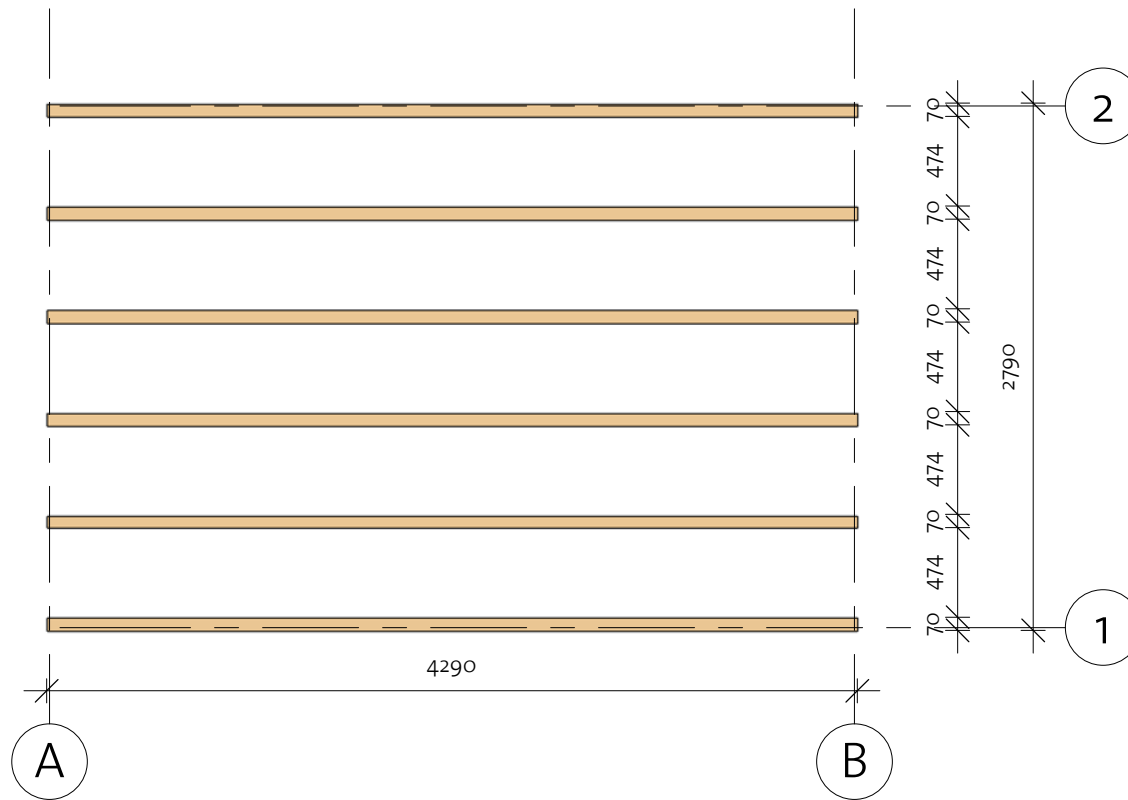


Placas III 40 ver2 (430x280)

Foundation

Impregnated foundation beams				
Mark	Type	Profile	Count	Length

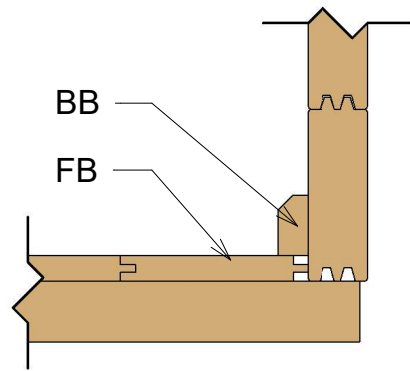
IFB	IFB 70x40		6	4290
-----	--------------	---	---	------



Placas III 40 ver2 (430x280)


Floor Plan


Ⓛ Baseboard

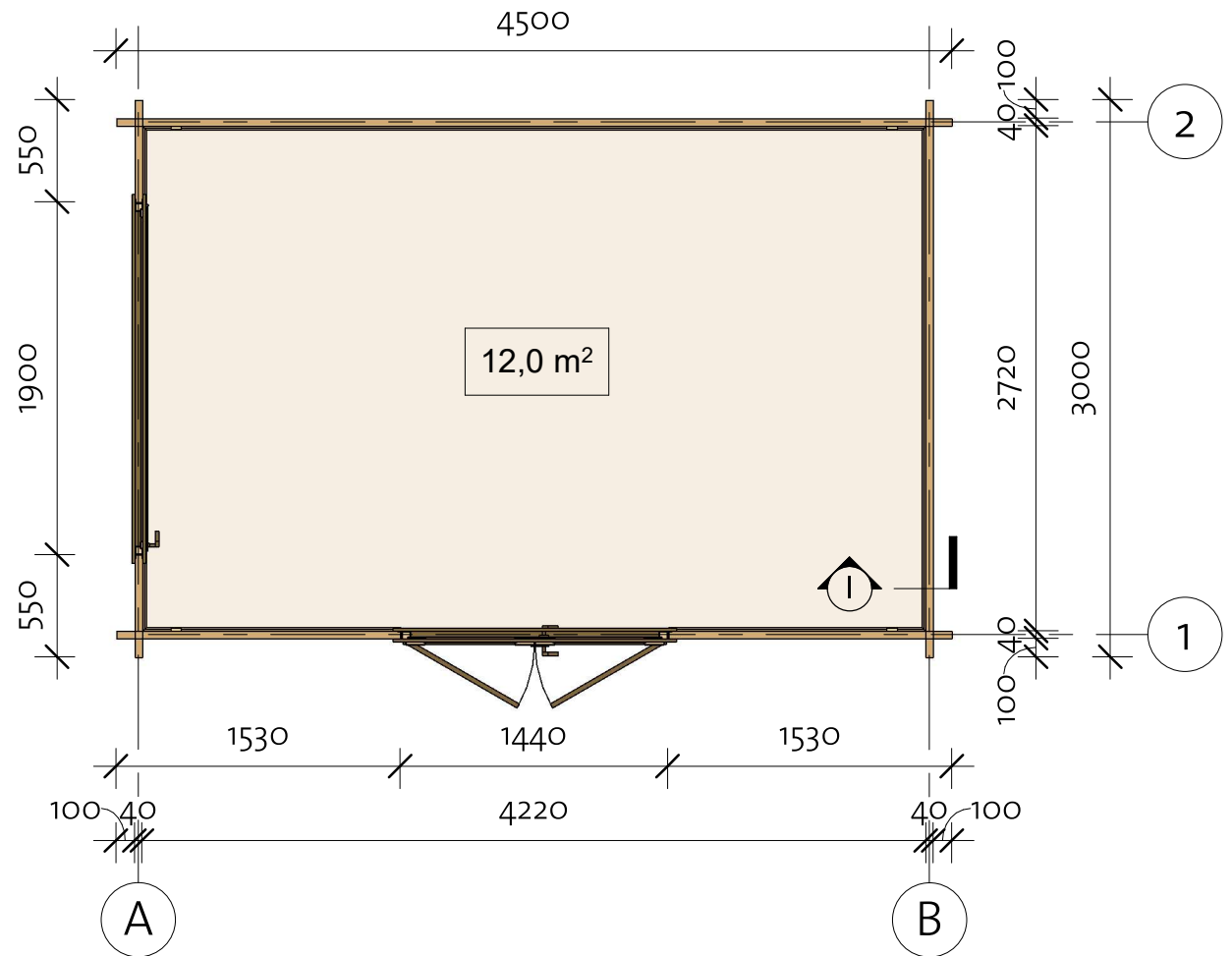


Floor Schedule

Mark	Type	Profile	Count	Length
------	------	---------	-------	--------

FB	FB 17x114		38	2717
----	-----------	---	----	------

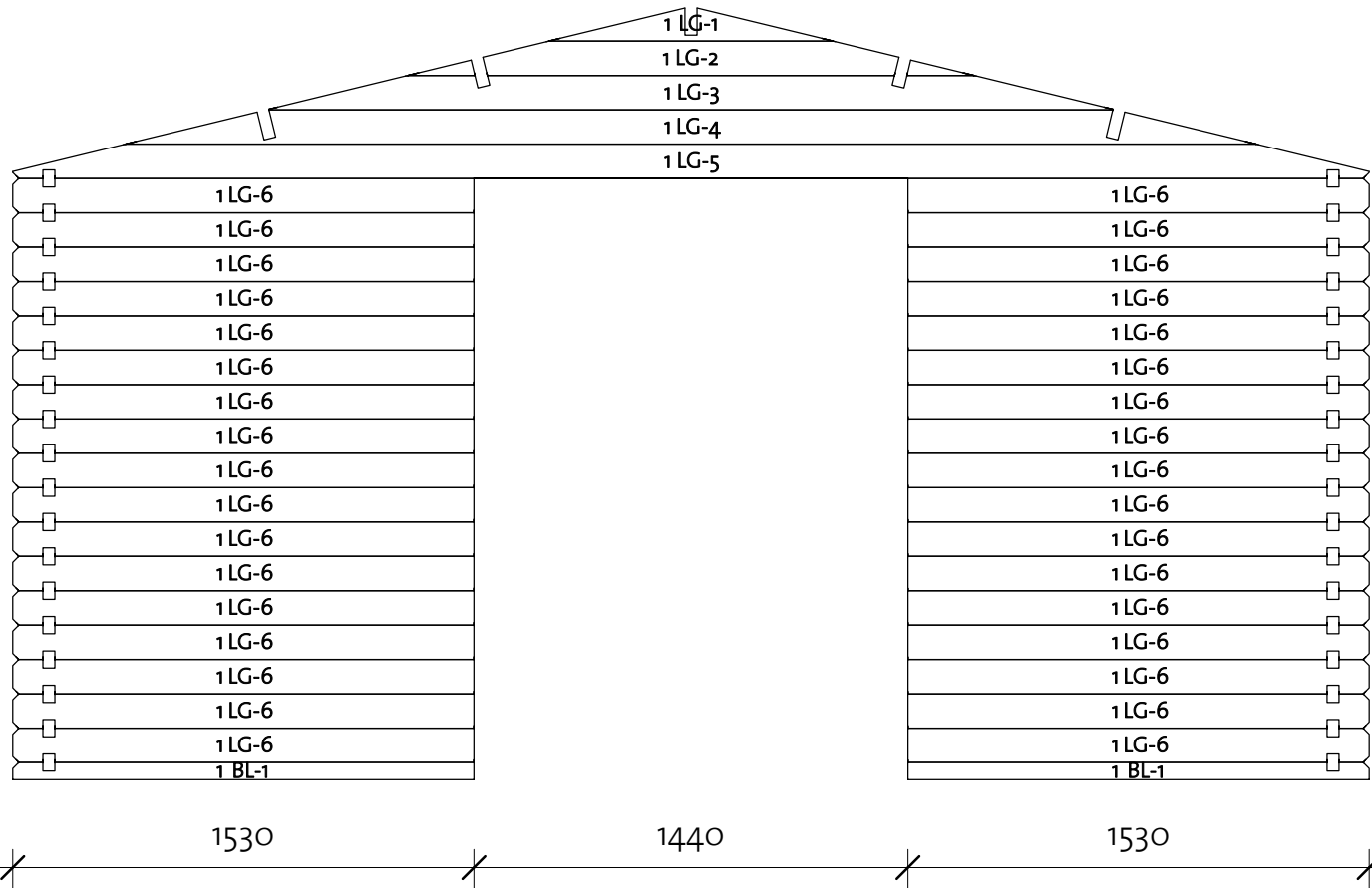
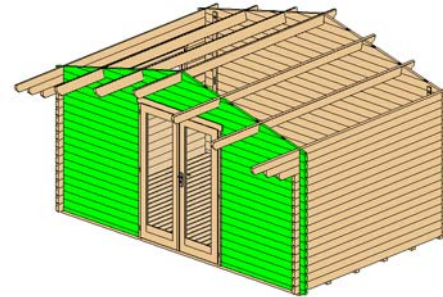
BB1	BB 20x40		2	4300
BB2	BB 20x40		2	2800



200403

Placas III 40 ver2 (430x280)

Wall 1





Wall 1			
Mark	Profile	Count	Cut Length

1BL-1	40x57	2	1530
1LG-1*	40x114	1	943
1LG-2*	40x114	1	1879
1LG-3*	40x114	1	2800
1LG-4*	40x114	1	3752
1LG-5*	40x114	1	4500
1LG-6	40x114	34	1530

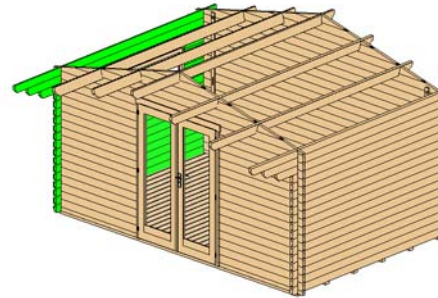
* Gable - delivered premounted

Log Profile Wall 1	
Profile	Profile

40x57	
40x114	


Placas III 40 ver2 (430x280)

Wall A



Wall A			
Mark	Profile	Count	Cut Length

ALG-1	40x114	10	550
ALG-2	40x114	10	3000
ALG-3	40x114	1	3300
ALG-4	40x114	1	3550
ATL-1	40x114	1	3900

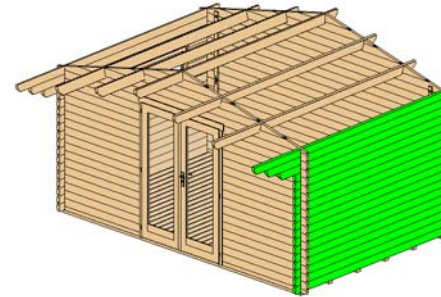


Log Profile Wall A	
Profile	Profile

40x114	
40x114	


Placas III 40 ver2 (430x280)

Wall B



Wall B			
Mark	Profile	Count	Cut Length

BLG-1	40x114	15	3000
BLG-2	40x114	1	3300
BLG-3	40x114	1	3550
BTL-1	40x114	1	3900

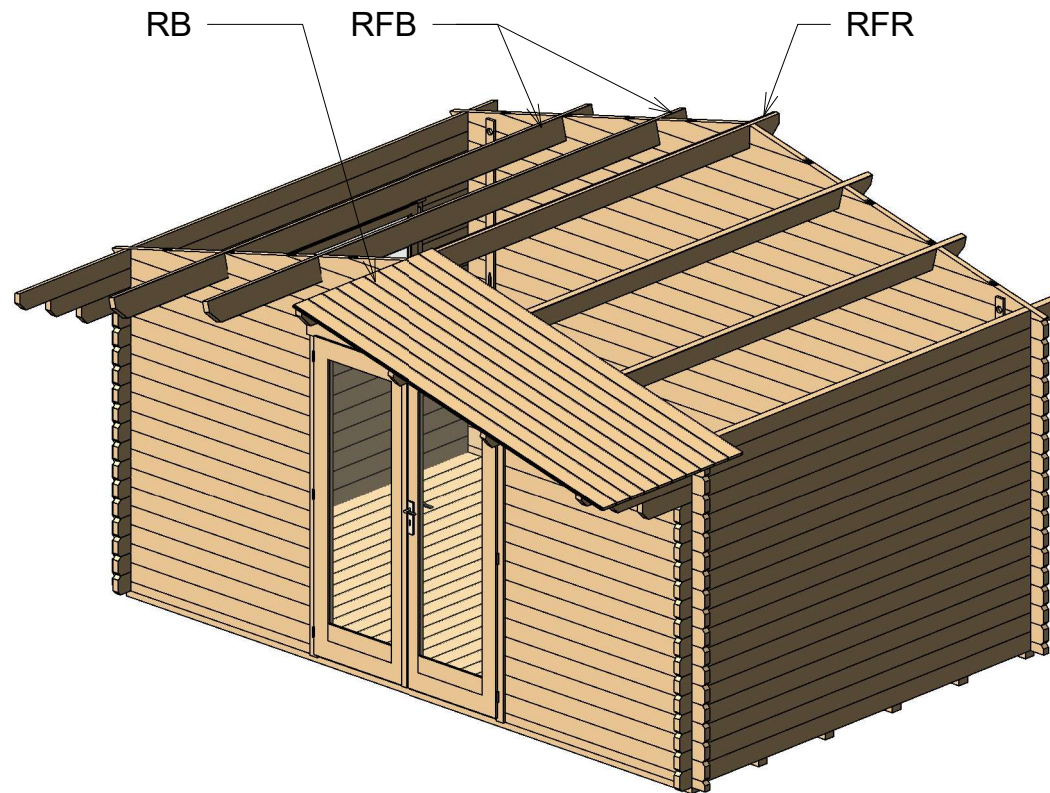





Log Profile Wall B	
Profile	Profile

40x114	
40x114	

Placas III 40 ver2 (430x280)

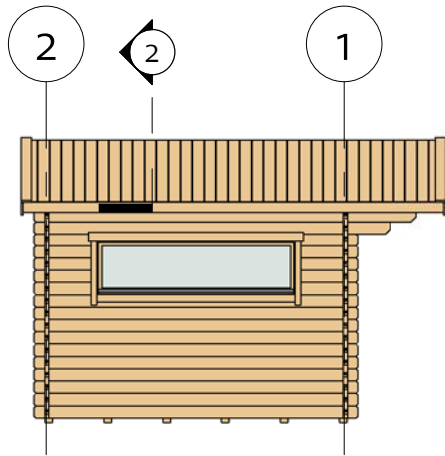
Roof 1



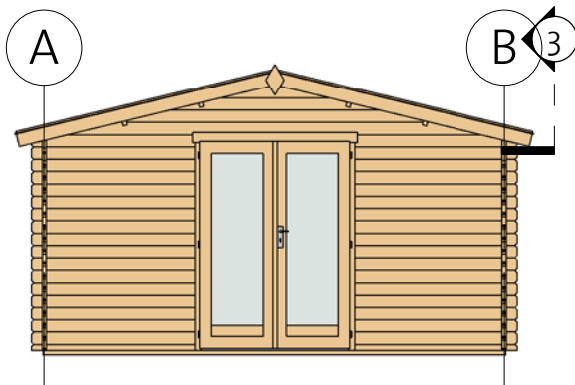
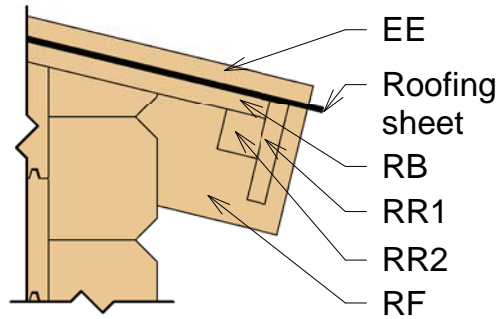
Roof				
Mark	Type	Profile	Count	Length
RFR	Ridge 40x143		1	3900
RFB	Beam 40x143		4	3900
RB	17x114		72	2420

Placas III 40 ver2 (430x280)

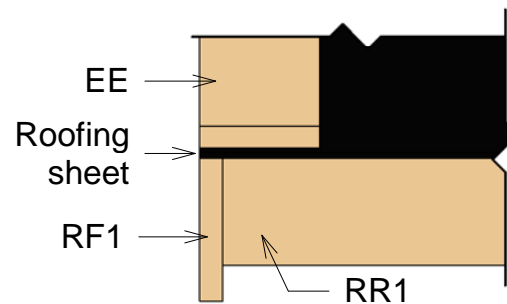
Roof 2



② Facia



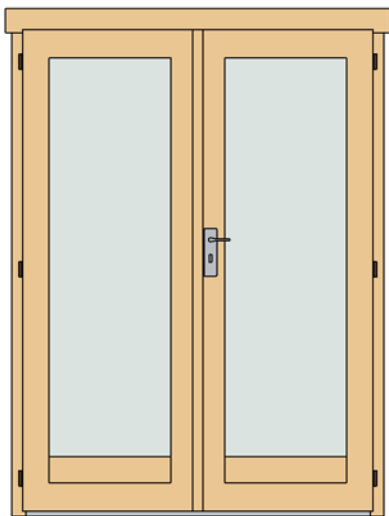
③ Roof Reinforcement



Fascia Schedule				
Mark	Type	Profile	Count	Length
EE	Eave Edging 18x95		4	2460
RF	Roof Fascia 18x120		4	2460
RR1	Roof reinforcement 18x95		2	3900
RR2	Roof reinforcement 38x38		2	3900

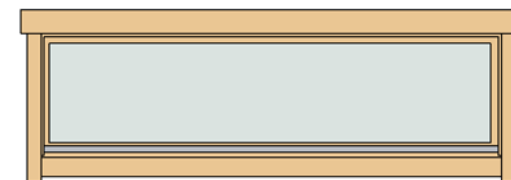
Placas III 40 ver2 (430x280)

Extras



Door Schedule				
Mark	Type	Width	Height	Count
CDD3R	Classic double door 3, full glass right	1425	1955	1

Window Schedule				
Mark	Type	Width	Height	Count
CW11R	Classic window 11, full glass right	1890	530	1



Fasteners/Extras		
Name	Type	Count

Hitblock	300-400 mm	
Bolts	M8 x 70	12
Screws	5,0 x 70	15
nails	1,4 x 40	40
Screws	6,0 x 140	45
Screws	4,0 x 40	100
Screws	4,0 x 50	600

Type	Count
------	-------



Romb	2
------	---



Type	Count	Length
------	-------	--------


Windboard 18x40	4	2200
-----------------	---	------

190828



Placas III 40 ver2 (430x280)

List of all items 1




Impregnated foundation beams

Mark	Type	Profile	Count	Length
IFB	IFB 70x40		6	4290





Floor Schedule

Mark	Type	Profile	Count	Length
FB	FB 17x114		38	2717
BB1	BB 20x40		2	4300
BB2	BB 20x40		2	2800

Roof

Mark	Type	Profile	Count	Length
RFR	Ridge 40x143		1	3900
RFB	Beam 40x143		4	3900
RB	17x114		72	2420

Fascia Schedule

Mark	Type	Profile	Count	Length
EE	Eave Edging 18x95		4	2460
RF	Roof Fascia 18x120		4	2460
RR1	Roof reinforcement 18x95		2	3900
RR2	Roof reinforcement 38x38		2	3900

Placas III 40 ver2 (430x280)

List of all items 2

Wall 1			
Mark	Profile	Count	Cut Length

1BL-1	40x57	2	1530
1LG-1*	40x114	1	943
1LG-2*	40x114	1	1879
1LG-3*	40x114	1	2800
1LG-4*	40x114	1	3752
1LG-5*	40x114	1	4500
1LG-6	40x114	34	1530

Wall 2			
Mark	Profile	Count	Cut Length

2BL-1	40x57	1	4500
2LG-1*	40x114	1	943
2LG-2*	40x114	1	1879
2LG-3*	40x114	1	2800
2LG-4*	40x114	1	3752
2LG-5*	40x114	1	4500
2LG-6	40x114	17	4500

* Gable - delivered premounted



Wall A			
Mark	Profile	Count	Cut Length

ALG-1	40x114	10	550
ALG-2	40x114	10	3000
ALG-3	40x114	1	3300
ALG-4	40x114	1	3550
ATL-1	40x114	1	3900

Wall B			
Mark	Profile	Count	Cut Length

BLG-1	40x114	15	3000
BLG-2	40x114	1	3300
BLG-3	40x114	1	3550
BTL-1	40x114	1	3900

Log Profiles	
Profile	Profile

40x57	
40x114	

Log Profiles	
Profile	Profile

40x114	
--------	---